


Flux Expulsion

— "The Simplest Problem"

1.

— Flux expulsion is simplest dynamic problem in non-ideal MHD

— closely related to problem of "homogenization"



\downarrow — consider an eddy rotating (differentially) at speed V

$\leftarrow L \rightarrow$

$$= R_m \sim VL/\eta \gg 1$$

What happens?

— eddy winds-up the field

— tends to wind up and fold over the field

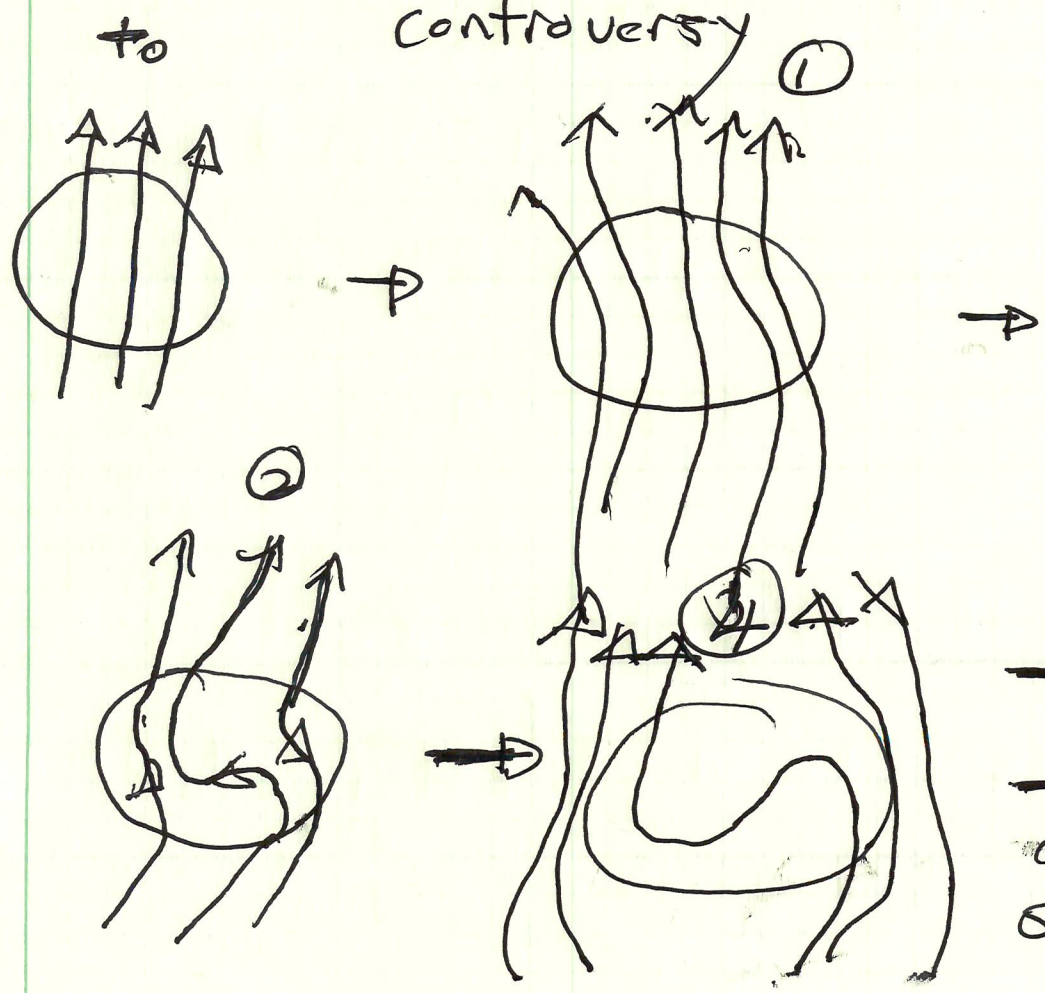
— field inside the eddy drops, but expelled to boundary layer on rim of the eddy

- hence \Rightarrow "Flux expulsion"

"homogenization": $B \rightarrow 0$ within
 $A \rightarrow \text{const}$

- Questions:
 - time scale
 - layer width
 - boundary of kinematic regime

- N.B.: Problem has history of controversy



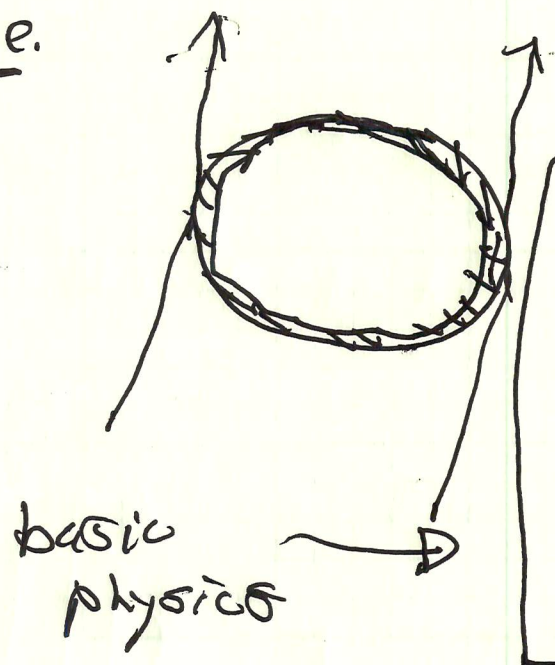
In (4):

- field expelled
- as freezing in, up to small η

⇒ - field "expelled" from eddy
but

- Large R_m ⇒ field
concentrated in boundary layer
on edge of eddy:

d.e.



keys the questions:

- how thick a layer?
- how strong the field on surface layer?
- characteristic time scale to expell?

obviously → - larger R_m , greater
expulsion (weaker field
in interior).


- thinner the BL.

80

- field stretched/compressed in Λ -worlds

$$n l = L_0$$

$$l = L_0/n$$



- Flux (vertical) conserved, so



$$n l = L_0$$

$$L_0 B_0 \sim l b$$

and

stretched

$$\frac{V B_0}{L_0} \sim \frac{\eta}{l^2} b$$

$$\frac{V B_0}{L_0} \sim \frac{\eta}{l^3} B_0 L_0$$

$$\frac{l^3}{L_0^3} \sim \frac{\eta}{V L_0}$$


$$\frac{l}{L_0} \sim (R_{M})^{1/3}$$

Recall:

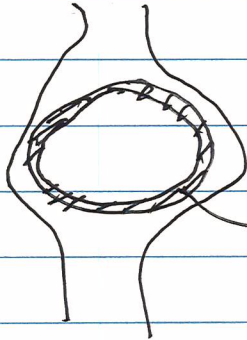
Considered problem of Flux expulsion
→ i.e. dynamical counterpart of Sweet-

Parker:

← L →



⇒



Flux expelled to B.L.

→ BL thickness:

$$B_0 L = b \sigma$$

(Flux conservation)

$$\frac{V_0}{L} B_0 = \frac{1}{\sigma^2} b$$

(force balance)

↓ stretched field

⇒ ~~scribbled out text~~

$$\sigma \approx L (R_m)^{-1/3}$$

Now further:

$$b \approx \frac{B_0 L}{\sigma} \approx B_0 n$$

↑
turns / windings

$$\text{so } \sigma = \frac{L_0}{\eta}$$

$$\therefore \eta \sim (Rm)^{1/3}$$

$$\text{and } \tau_{\text{expul}} \cong \tau_c (Rm)^{1/3} \cong \left(\frac{L_0}{V_0}\right) Rm^{1/3}$$

characteristic
time for
expulsion

⇒

What is the physics of flux expulsion?

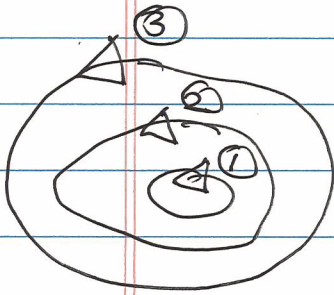
⇒ combination of $\left\{ \begin{array}{l} \text{wind-up} \\ \text{diffusion} \end{array} \right.$

key contrast: $\eta^{1/2} \rightarrow$ neglects stretching

$\eta^{-1/3} \rightarrow$ stretching + diffusion

⇒ shear dispersion (G.I. Taylor, ...)


we consider differentially rotating sheared flow



$$V_3 > V_2 > V_1$$

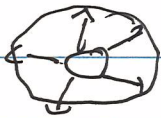
$$\leftarrow L \rightarrow$$

15




stretched, extended to
finer scale till diffusion
smears.

i.e. (3) diffusion only (includes solid body)



$$1/\tau \sim D/L^2$$



$$\frac{d\langle r^2 \rangle}{dt} = \overline{v^2} \quad \langle \vec{r}(t') \vec{r}(t'') \rangle = \overline{v^2} \tau_{co} \delta(t' - t'')$$

random walk

$$\langle dr(t) dr(t') \rangle = \overline{v^2} \tau_{co} t$$

$$\equiv Dt$$

Now, $r \theta = y$

$$\frac{dy}{dt} = v_{\theta y}(r)$$

for excursions

$$\frac{d}{dt} dy = \left(\frac{\partial v_{\theta y}}{\partial r} \right) dr$$

$$dy = \int \left(\frac{\partial v_{\theta y}}{\partial r} \right) dr dt$$

$$\langle dy^2 \rangle \sim \left(\frac{\partial v_{\theta y}}{\partial r} \right)^2 \langle dr^2 \rangle t^2$$

$$\langle dr^2 \rangle \sim Dr t$$

$$\langle dy^2 \rangle \sim \left(\frac{\partial v_{\theta y}}{\partial r} \right)^2 Dr t^3$$

→ shear dispersion

→ scatter rate

i.e. hybrid of radial diffusion and differential rotation

Now, for decorrelation times, make $\langle dy^2 \rangle \sim l_0^2$

↓
relevant scale comparison

Here, $l_0 \sim L_0$ so

$$1/T_{\text{mix}} \sim \left(\left(\frac{\partial V_y}{\partial r} \right)^2 \frac{D}{L_0^2} \right)^{1/3}$$

$$\sim \left(\left(\frac{V_0}{L_0} \right)^2 \frac{D}{L_0^2} \right)^{1/3}$$

$$\sim \left(\frac{V_0^2}{L_0^2} \frac{D}{L_0^2} \right)^{1/3}$$

$$\sim \frac{V_0}{L_0} \left(\frac{D}{V_0 L_0} \right)^{1/3}$$

$$\Rightarrow \boxed{T_{\text{mix}} \sim T_{\text{cwo}} R_m^{-1/3}}$$

- Mixing expulsion \Rightarrow hybrid time scale,
hence shear dispersion.

$$\begin{aligned} - T_c &< T_{\text{mix}} < T_{\text{diff}} \\ &\sim R_m^{1/3}, \quad \sim R_m. \end{aligned}$$


Systematically: shearing coordinates!

N.B.: Shear dispersion is operative thru out the entire time of expulsion.

So, for 2D MHD

$$\frac{\partial A}{\partial t} + \underline{v} \cdot \underline{\nabla} A = \eta \nabla^2 A$$

recall shearing sheet configuration:



$$\begin{aligned} V_y &= V_y(x) \\ &= v_{y0} + x v_y' + \dots \end{aligned}$$

$$\frac{\partial A}{\partial t} + v_{y0} \partial_y A + x v_y' \partial_y A - \eta (\partial_x^2 + \partial_y^2) A = 0$$

Now,


$$A = A(t) e^{i \underline{k}(t) \cdot \underline{x}} \quad \left\{ \begin{array}{l} \text{i.e. } \underline{k} \text{ tilts in} \\ \text{shearing field} \end{array} \right.$$

$$\frac{dk_x}{dt} = -\frac{\partial}{\partial x} (\omega + k_y v_y)$$

$$\frac{dk_x}{dt} = -k_y \dot{v}_y$$

i.e. selects k
to eliminate
fast shearing
evolution

$$\frac{dk_y}{dt} = 0$$

i.e. 

$$A = A(t) e^{i(k_{y0} - k_y \dot{v}_y t) x} e^{i k_{y0} y}$$

\Rightarrow

$$\frac{\partial A}{\partial t} = -i k_{y0} \dot{v}_y x A + \frac{\partial A(t)}{\partial t}$$

$$x v_y' \partial_y A = i k_{y0} \dot{v}_y' x A$$

$$\eta (\partial_x^2 + \partial_y^2) = -\eta k_{y0} \dot{v}_y'^2 t^2 A - k_{y0}^2 A$$

so

$$-i k_{y0} \dot{v}_y' x A + \frac{\partial A}{\partial t} + i k_{y0} \dot{v}_y' x A = -\eta k_{y0}^2 \dot{v}_y'^2 t^2 A$$

$$-\eta k_{y0}^2 A = 0$$

$$\therefore \frac{\partial A}{\partial t} = -\eta k_y a^2 \dot{v}_y^2 t^2 A$$

$$\Rightarrow A = \exp\left[-\eta k_y a^2 \left(t + \frac{1}{3} \dot{v}_y^2 t^3\right)\right]$$

$$\begin{aligned} \tau_{\text{mix}}^{-1} &\equiv \left(\frac{\eta k_y a^2 \dot{v}_y^2}{3} \right)^{1/3} \\ &= \dot{v}_y \left(\frac{\eta k_y a^2}{\dot{v}_y^3} \right)^{1/3} \end{aligned}$$

$$\tau_{\text{mix}} = \tau_{\text{shear}} (R_m)^{1/3}$$

$$\left. \begin{aligned} \tau_{\text{shear}}^{-1} &= \dot{v}_y \\ R_m &\sim \dot{v}_y / \eta k_y a^2 \end{aligned} \right\}$$

$$\left. \begin{aligned} \text{For } k_y a L_y &\sim 1 \\ \frac{1}{\dot{v}_y} \dot{v}_y L_y &\sim 1 \end{aligned} \right\} \Rightarrow \text{recovers previous.}$$

N.B.: Shearing coordinates \leftrightarrow
Normal Modes!

2.3

The time-scale associated with flux expulsion

H.K. MOFFATT[†]

and

H. KAMKAR^{††}*School of Mathematics, Bristol University**(Received February 11, 1981; in revised form March 20, 1981)*

A simple model problem is solved in order to show that the time-scale associated with the process of flux expulsion is

$$t_{fe} = R_m^{1/3} t_0$$

where t_0 is a time-scale characterising the flow (for example, the eddy turnover time, or inverse shear rate) and R_m is the magnetic Reynolds number. This estimate is in agreement with that of Weiss (1966) based on numerical experiments. By decomposing the vector potential into a product of a rapidly varying part (in space) and a slowly varying part, it is shown how numerical work can be extended to much higher values of R_m than has been achieved hitherto.

1. Introduction

When a steady two-dimensional motion $\mathbf{u}(\mathbf{x})$ with closed streamlines acts upon a magnetic field in the plane of the motion, it is well known that, if $R_m \gg 1$, the field is eventually expelled from regions of closed streamlines, and is ultimately concentrated in layers of thickness $O(R_m^{-1/2})$ at the boundaries of these regions.

The process is described by the equation for the vector potential $A(x, y, t)\mathbf{k}$ of the magnetic field, viz

$$\partial A / \partial t + \mathbf{u} \cdot \nabla A = \eta \nabla^2 A. \quad (1.1)$$

[†] Present address: Department of Applied Mathematics and Theoretical Physics, Silver Street, Cambridge CB3 9EW, UK.

^{††} Present address: Berkeley Nuclear Laboratories, Berkeley, Gloucestershire, UK.

During an initial phase, diffusion is negligible, and

$$A(\mathbf{x}, t) = A(\mathbf{a}, 0), \quad (1.2)$$

where $\mathbf{x}(\mathbf{a}, t)$ is the position at time t of the fluid particle initially at \mathbf{a} . During this phase, the magnetic field is distorted into a tight double spiral within each eddy, and the magnetic energy increases essentially like t^2 . Obviously the field gradient increases during this process, and so after a time, say t_{fe} , diffusion must become important. This is the stage at which closed field loops form (Parker, 1966), and the process of flux expulsion commences. The magnetic energy within any eddy reaches a maximum at $t \approx t_{fe}$ and then falls off, ultimately to a value of order R_m^{-1} .

The computational study of Weiss (1966) suggested that $t_{fe} \sim R_m^{1/3} t_0$, and that in consequence, $B_{max}^2 \sim R_m^{2/3}$. The purpose of this note is to provide a simple theoretical explanation for this scaling, and to explain why the alternative scaling $t_{fe} \sim R_m^{1/2} t_0$, $B_{max}^2 \sim R_m$ suggested by Moffatt (1978, §3.8) is in fact incorrect.

2. The action of uniform shear on a space-periodic magnetic field

Flux expulsion from an eddy occurs essentially because, at $t = 0$, $\mathbf{u} \cdot \mathbf{B}$ varies (and indeed changes sign) on each closed streamline within the eddy. A much simpler flow and field configuration, with a similar property, is sketched in Figure 1. We suppose that $\mathbf{u} = (\alpha y, 0, 0)$, and that at $t = 0$,

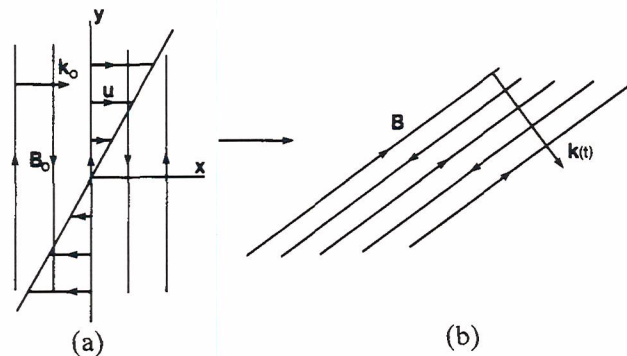


FIGURE 1 Effect of uniform shear on a unidirectional space-periodic magnetic field.

$$\mathbf{B}(\mathbf{x}, 0) = (0, B_0 \cos k_0 x, 0). \quad (2.1)$$

Correspondingly,

$$A(x, y, 0) = -k_0^{-1} B_0 \operatorname{Im} \{e^{ik_0 x}\}, \quad (2.2)$$

and the solution of (1.1) has the form

$$A(x, y, t) = -k_0^{-1} B_0 \operatorname{Im} \{a(t) e^{i\mathbf{k}(t) \cdot \mathbf{x}}\}, \quad (2.3)$$

where

$$a(0) = 1, \quad \mathbf{k}(0) = (k_0, 0, 0). \quad (2.4)$$

It is easily shown that

$$\mathbf{k}(t) = (k_0, -\alpha t k_0, 0), \quad (2.5)$$

so that the wave-fronts of \mathbf{B} are progressively tilted as indicated in Figure 1b, and that

$$da/dt = -\eta \mathbf{k}^2 a,$$

so that

$$a(t) = \exp \left\{ -\int \eta \mathbf{k}^2 dt \right\} = \exp \left\{ -\eta k_0^2 \left(t + \frac{1}{3} \alpha^2 t^3 \right) \right\}. \quad (2.6)$$

The effect of the shear is represented in the term $\frac{1}{3} \alpha^2 t^3$. If $\alpha = 0$, the time-scale of decay of \mathbf{B} is the usual diffusion time-scale $t_\eta = (\eta k_0^2)^{-1}$. If $\alpha \neq 0$, and more particularly if $\alpha \gg \eta k_0^2$, then the time-scale of decay is

$$t_{fe} = (\alpha^2 \eta k_0^2)^{-1/3} = \alpha^{-1} R_m^{1/3}, \quad (2.7)$$

where $R_m = \alpha / \eta k_0^2$.

3. The action of non-uniform shear on a space-periodic magnetic field

Suppose now that $\mathbf{u} = (u(y), 0, 0)$, so that

$$\partial A / \partial t + u(y) \partial A / \partial x = \eta \nabla^2 A. \quad (3.1)$$

Figure 2a,b shows the effect of such a velocity field on a magnetic field given initially by (2.1). Flux expulsion occurs from the region in which $|du/dy| \gg \eta k_0^2$, the field topology changing through the diffusion process. The solution of (3.1) now has the form

$$A(x, y, t) = -k_0^{-1} B_0 \operatorname{Im} \{ a(y, t) e^{i \mathbf{k}(y, t) \cdot \mathbf{x}} \}, \quad (3.2)$$

where

$$\mathbf{k}(y, t) \sim (k_0, -k_0 (du/dy) t, 0) \quad (3.3)$$

and

$$a(y, t) \sim \exp \{ -\eta k_0^2 (t + \frac{1}{3} (du/dy)^2 t^3) \}. \quad (3.4)$$

This solution describes flux expulsion on the time-scale (2.7) where now $\alpha = |du/dy|_{\max}$.

4. Flux expulsion from a single eddy with circular streamlines

Suppose now that

$$\mathbf{u} = (0, s\omega(s), 0) \quad (4.1)$$

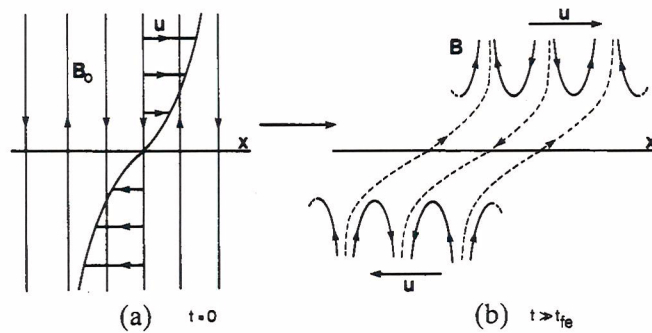


FIGURE 2. Effect of non-uniform shear on the same initial field as in Figure 1. Accelerated ohmic diffusion in the region of maximum shear leads to apparent flux expulsion in a time t_{fe} of order $R_m^{1/3} |du/dy|_{\max}^{-1}$.

in cylindrical polar coordinates (s, θ, z) , and that

$$A(s, \theta, 0) = B_0 s \sin \theta, \quad (4.2)$$

corresponding to a uniform field \mathbf{B}_0 parallel to $\theta = 0$. Then

$$A(s, \theta, t) = B_0 \operatorname{Im} \{f(s, t) e^{i\theta}\}, \quad (4.3)$$

where

$$\partial f / \partial t + i\omega(s)f = (\partial^2 / \partial s^2 + s^{-1} \partial / \partial s - s^{-2}) f, \quad (4.4)$$

with $f(s, 0) = s$.

The results of §§2 and 3 now suggest the best way to proceed. If $\eta = 0$, the solution of (4.4) is

$$f(s, t) = f(s, 0) e^{-i\omega t} = s e^{-i\omega t}. \quad (4.5)$$

The function $e^{-i\omega t}$ is a rapidly varying function of s , when t is large. When $\eta \neq 0$, let

$$f(s, t) = e^{-i\omega t} g(s, t), \quad g(s, 0) = s, \quad (4.6)$$

so that

$$\partial f / \partial s = (-it\omega'g + \partial g / \partial s) e^{-i\omega t}, \quad (4.7)$$

$$\partial^2 f / \partial s^2 = (-t^2 \omega'^2 g - it\omega''g - 2it\omega' \partial g / \partial s + \partial^2 g / \partial s^2) e^{-i\omega t}. \quad (4.8)$$

Substitution in (4.4), and retaining only the term on the right which increases like t^2 , we have

$$\partial g / \partial t = -\eta(\omega'^2 t^2 g + \dots), \quad (4.9)$$

giving

$$g(s, t) \sim s e^{-1/3 \eta \omega'^2 t^3}, \quad (4.10)$$

which again describes flux expulsion on the time-scale

$$t_{fe} = R_m^{1/3} (s \omega')^{-1}, \quad (4.11)$$

in agreement with the results of Weiss (1966).

The asymptotic symbol \sim in (4.10) needs interpretation in terms of a double limiting process

$$|s\omega't| \gg 1 \quad \text{and} \quad |\eta t^2 \omega''| \ll 1, \quad (4.12)$$

the latter arising from back-substitution of the solution (4.10) in (4.8) to see at what stage the term $\partial^2 g / \partial s^2$ becomes comparable with $t^2 \omega'^2 g$. The solution (4.10) is thus valid for

$$1 \ll \omega_0 t \ll R_m^{1/2}, \quad (4.13)$$

where ω_0 is a typical value of $|s\omega'|$, and it is supposed that $|\omega'/s\omega''| = O(1)$. The flux expulsion time $t_{fe} = \omega_0^{-1} R_m^{1/3}$ is within the range (4.13), so that the description given by (4.10) is self-consistent.

The important point to note is that, for t in the range (4.13), the function $g(s, t)$ defined by (4.6) is slowly varying as a function of s , whereas $f(s, t)$ is rapidly varying. Computer experiments based on the exact equation for $g(s, t)$ have in fact been carried out for values of R_m up to 10^9 (Kamkar, 1981), and the $R_m^{1/3}$ behaviour for t_{fe} (defined as the value of t for which the field perturbation energy is maximal) persists, as expected, to these high values. Computer experiments based on the equation for f fail for $R_m \gtrsim 10^3$ due to inadequate radial resolution of the developing field structure.

5. Discussion

It remains to explain why the argument given by Moffatt (1978, §3.8), though appealing in its simplicity, is in fact incorrect. This argument involved simple evaluation of the diffusion term $\eta \nabla^2 A$ in (1.1) on the basis of the Lagrangian solution (1.2), and the assertion that, when $\eta \nabla^2 A$ becomes of the same order as either term on the left of (1.1), neglect of diffusion is no longer valid. It is this argument that leads to the estimate $t_{fe} \sim R_m^{1/2} t_0$ referred to in the introduction. The reason that diffusion becomes significant at an *earlier stage* ($\sim R_m^{1/3} t_0$) is that, whereas the $\mathbf{u} \cdot \nabla A$ term in (1.1) leads to periodic variation of A at any fixed point (with period of order t_0) the diffusion term $\eta \nabla^2 A$ is cumulative in its effect, which must therefore be estimated by an *integration from zero to t* , rather than simply an evaluation at time t ; it is this integration which leads to the crucial t^3 term in (2.6). It is rather interesting that the normal procedure for neglecting a 'small' term in an equation, viz "neglect it, solve the equation,

then evaluate the neglected term to see whether it was indeed negligible" is here unreliable and gives a misleading result!

Acknowledgements

We are grateful to Dr Nigel Weiss, whose disbelief in the $R_m^{1/2}$ estimate led to a continuing investigation of the problem, and to Dr John Chapman, who contributed to some of our earlier discussions.

References

- Kamkar, H., "Kinematic and dynamic aspects of flux expulsion in magnetohydrodynamics," PhD thesis, Bristol University (1981).
Moffatt, H.K., *Magnetic field generation in electrically conducting fluids*, Cambridge: University Press (1978).
Parker, R.L., "Reconnexion of lines of force in rotating spheres and cylinders," *Proc. Roy. Soc. A291*, 60-72 (1966).
Weiss, N.O., "The expulsion of magnetic flux by eddies," *Proc. Roy. Soc. A293*, 310-328 (1966).

Reprinted from:

Stellar & Planetary Magnetism
(ed. A.M. Soward)
Gordon & Breach, London, 1983

→ Flux Expansion and Homogenization - Non-Ideally
conf'd

- so far, have encountered:

→ S-P reconnection ⇒ weak dissipation
($R_m \gg 1$) has strong effect of ~~...~~
singularity - BOUNDARY LAYER

→ Taylor Hypothesis ⇒ small flux tubes
destroyed by stochasticity, leaving
 $\int d^3x \underline{A} \cdot \underline{B}$ as robust invariant

∴ diffusion dissipation most effective
at breaking freezing-in on small
scales

Another examples: { singular behavior in
2D, closed-streamline flow

→ Homogenization Theory → { Prandtl, Batchelor
Weiss
Rhines, Young

newly ω evolution for
 $\nabla \cdot \underline{V} = 0$

$$\frac{\partial}{\partial t} \underline{\omega} + \underline{V} \cdot \nabla \underline{\omega} = \underline{\omega} \cdot \nabla \underline{V} + \nu \nabla^2 \underline{\omega}$$

$$2D \rightarrow \underline{\omega} \cdot \nabla \underline{V} = 0 \quad \omega = \omega(\frac{z}{\delta})$$
$$\underline{V} = \nabla \phi \times \hat{z}$$

A little viscosity goes a long way
makes a stability
difference.

then $\partial_t \omega + \underline{\sigma} \phi \times \underline{\hat{z}} \cdot \underline{\sigma} \omega = \nu \nabla^2 \omega$

more generally scalar z : $\left. \begin{matrix} \text{active} \\ \text{or} \\ \text{passive} \end{matrix} \right\}$

$\partial_t z + \underline{\sigma} \phi \times \underline{\hat{z}} \cdot \underline{\sigma} z = \nu \nabla^2 z$

New: $f \rightarrow \infty, \partial_t z \rightarrow 0$

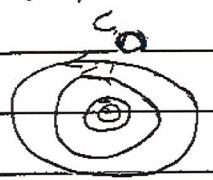
$\underline{\sigma} \phi \times \underline{\hat{z}} \cdot \underline{\sigma} z = \nu \nabla^2 z$

$\nu \rightarrow 0, \underline{\sigma} \phi \times \underline{\hat{z}} \cdot \underline{\sigma} z = 0$

$\frac{2\pi \rho \nu \omega}{V} \rightarrow \infty$
like

$z = z(\phi)$

in bounded domain, closed streamline solution

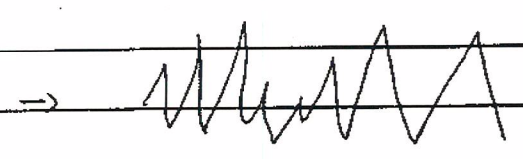


$\rightarrow z = z(\phi(r))$ is arbitrary solution

can develop arbitrarily fine scale $z(\phi) \rightarrow$ closed streamlines \Rightarrow perfect memory

\rightarrow " fine scale structure develops, no inter-streamline communication, & persists

o.e.




$\left\{ \begin{matrix} \text{via tag each} \\ \text{streamline} \\ \text{arbitrarily} \end{matrix} \right.$

\sim no smoothing of sharp gradients

"Not all solutions of the Navier-Stokes equations are realized in nature." 3.
 Landau & Lifshitz

→ v.e. of  → blob in convergent shear flow

blow-up



→ non-diffusive stretching produces arbitrarily fine scale structure!

now, point is that for $\nu \neq 0$

$$Re, Pe \gg 1$$

instead of arbitrarily fine scale structure

must have: $w(\phi) \rightarrow \text{const}$
 as $t \rightarrow \infty$

{
 d.e. small ν
 \Rightarrow global behavior

\Rightarrow i.e. finite ν at large $Re \Rightarrow$ (p) vorticity homogenization, $w \rightarrow \text{const}$ within \mathcal{C}_0

\Rightarrow highly singular behavior!

$\nu = 0 \rightarrow$ Euler Eqn. (2D) \rightarrow $w = w(\phi)$ solen.

$\nu \neq 0 \rightarrow$ large Re 2D Navier-Stokes Eqn. \rightarrow $w = \text{const}$ solen.

Note contrast!

Issues:

→ too long to homogenization \int_0^1 (what means asymptotic)

→ where $\nabla u \neq 0 \Rightarrow$ boundary layer thickness \int_0^1

→ analogy in MHD \int_0^1 - Flux Expansion

$$\underline{E} + \underline{v} \times \underline{B} = \eta \underline{J} \quad \underline{v} = \underline{\nabla} \phi \times \underline{z}$$

$$\underline{B} = \underline{\nabla} A \times \underline{z}$$

$$-\frac{1}{c} \partial_t A - \nabla \phi + \frac{(\underline{\nabla} \phi \times \underline{z}) \times (\underline{\nabla} A \times \underline{z})}{c} = \eta \underline{J}$$

$\underline{z} \cdot ()$

$$\Rightarrow -\frac{1}{c} \partial_t A_z - \cancel{\nabla \phi \cdot \underline{z}} + \underline{z} \cdot \left[\cancel{(\underline{\nabla} \phi \times \underline{z}) \cdot \underline{z}} \right] \underline{\nabla} A$$

$$= \underline{(\underline{\nabla} \phi \times \underline{z}) \cdot \underline{\nabla} A} = \eta \underline{J}$$

$$\partial_t A + \underline{\nabla} \phi \times \underline{z} \cdot \underline{\nabla} A = \eta \underline{\nabla} A$$

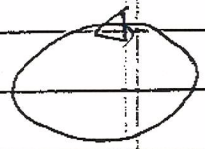
$$\Rightarrow 2D \text{ convection } \begin{cases} \nabla \cdot \underline{v} = 0 \\ \eta \neq 0 \end{cases}$$

\Rightarrow expect $\underline{\nabla} A = 0$, except boundaries $t \rightarrow \infty$

→ enclosed is "flux expulsion"

(E) Prandtl - Batchelor Theorem

* G. Batchelor, JFM 1 177 (1956) (posted)
 P.B. Rhines and W.R. Young, JFM 122, 347 '82 (posted)
 JFM 133, 130 '83
 J. Pedlosky, "Ocean Circulation Theory"
 see also Springer 1996, esp. 3.8.



Prandtl - Batchelor Theorem

Thm 1 | Consider a region of 2D incompressible flow (i.e. vorticity advection) enclosed by closed streamline C_0 . Then, if diffusive dissipation,

i.e.
$$\partial_t \omega + \nabla \phi \times \partial \omega - \nabla \omega = \nabla \cdot (\nu \nabla \omega)$$

then vorticity \rightarrow uniform (homogenization), as $\nu \rightarrow 0$, within C_0 .

N.B.: $\text{finite } \nu \Rightarrow$ radically different final state

(F) no comment on "how long"


$f \rightarrow \infty$ before \underline{C}_∞
 $v \rightarrow 0$

- $\nabla \phi \times \underline{\hat{z}} \cdot \nabla \omega = \underline{\nabla} \cdot \underline{v} \nabla \omega$

for stationarity

[note $f \rightarrow \infty$ before $v \rightarrow 0$]

- choose arbitrary closed C_n within C_0 .
 Here C_n is streamline



note - assume simply connected region, i.e. no holes

- stationarity \Rightarrow

ω constant along streamlines

- $C_0 \rightarrow$ specified on \perp boundary

$\therefore \omega \Rightarrow \omega_0$ on C_0 (ultimately C_0 sets b.c.)

$\omega \Rightarrow \omega_n$ on C_n

if A_n is area enclosed by C_n

$$\int_{A_n} d^3x \underline{v} \cdot \underline{\nabla} \omega = \int_{A_n} d^3x \underline{\nabla} \cdot (\underline{v} \nabla \omega)$$


but

$$\int_{A_n} d^3x \underline{v} \cdot \underline{\nabla} \omega = \int_{A_n} d^3x \underline{\nabla} \cdot (\underline{v} \nabla \omega)$$

$$= \int_{C_n} ds \hat{n} \cdot (\underline{v} \nabla \omega)$$

\downarrow
normal

streamline, C_n



$$\int_{C_n} dl (\hat{n}_{C_n} \cdot \underline{v}) \omega = 0$$

as \underline{v} is along streamline

$$0 = \int d^3x \nabla \cdot (v \omega)$$

$$= \int_{C_n} dl \hat{n}_{C_n} \cdot \nabla \omega$$

now in stationary state must have $\omega \rightarrow$ const along streamline

$$\omega = \omega(\phi_n)$$

$$\omega_{C_n} = \omega(\phi_n)$$

$$0 = v \int_{C_n} dl \hat{n}_{C_n} \cdot \nabla \phi_n \frac{d\omega}{d\phi_n}$$

$$0 = v \frac{d\omega}{d\phi_n} \int_{C_n} dl \hat{n}_{C_n} \cdot \nabla \phi_n$$

but

$$\Gamma = \int d\mathbf{l} \cdot \mathbf{v}$$

$$= \int d\mathbf{l} \cdot (\nabla\phi \times \hat{\mathbf{z}})$$

$$= \int (\hat{\mathbf{z}} \times \hat{\mathbf{n}}) \cdot (\nabla\phi \times \hat{\mathbf{z}})$$

$$= - \int d\mathbf{l} (\nabla\phi \cdot \hat{\mathbf{n}}) = - \int d\mathbf{l} (\nabla\phi \cdot \hat{\mathbf{n}})$$

$$0 = v \frac{d\omega}{d\phi_n} \Gamma_n$$

$$d\omega/d\phi_n = 0$$

but ϕ_n arbitrary \Rightarrow $\left[d\omega/d\phi = 0, \text{ } \underline{\underline{\forall \phi}} \right]$

arbitrary

\Rightarrow no variation from line to line

\Rightarrow ω homogenized

so, expect $d\omega$ larger at bounding contour C_0

$d\omega \rightarrow 0$, within

\Rightarrow $d\omega$ held at boundary

closed
line
of
string

Some Comments:

⇒ Homogenization theory looks 'magical' → caveat emptor!

i.e.

* 1.) note assumptions of:

$t \rightarrow \infty \Rightarrow$ time asymptotic

$z = z(\rho) \Rightarrow$ concentric streamlines

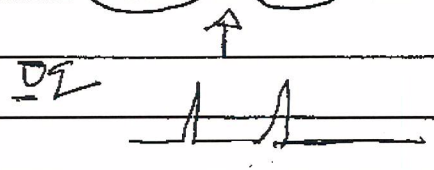


how long to achieve configuration!

2.) simply connected domain ⇒ annulus P (2 F)

3.) single structure → expulsion from neighbours and possible interaction not addressed

i.e. what happens if? → 'interference of boundary layers'?



⇒ straining interaction

⇒ ② 'steps' ① etc.

4.) Key Assumptions:

→ closed, bounding streamline
(viscous dissipation
i.e. can envision:

- exact streamline, molecular viscosity
- or
- coarse-grained streamline, eddy viscosity

⇒ correspond to homogenization of

- total vorticity
- mean/coarse-grained vorticity

→ time scales different

→ $\frac{\tau_{circulation}}{\tau_{diffusion}} \ll 1 \Rightarrow Re \gg 1$ $(\ll L)$

then - to establish concentric circulation lines

- diffusion across to homogenize → but slow!!

$$\frac{\tau_c}{\tau_d} = \frac{1}{(V/L)} \frac{D}{L^2} \ll 1 \Rightarrow \frac{D}{VL} \ll 1$$

∴ $Re \gg 1$

or equivalently $\frac{Vl}{D} \gg 1$


i.e. $(Re)_{\text{eff cell}} \gg 1$ ~~cell~~ $Pe \gg 1$

related: - essential idea is that g constant along streamlines established on fast ($\sim \tau_c$) scale

- dissipation homogenizer on slower ($\sim \tau_D$) time scale (but this is slow...)

→ What are the time scales? - $\left\{ \begin{array}{l} \text{slow} \\ \text{resolve} \\ \text{slow time} \\ \text{scale problem} \end{array} \right.$

- useful to consider differentially rotating sheared flow within closed pattern



$v_1 \neq v_2 \neq v_3$

need blobs with finite l_y

what is the mixing time scale?


shear dispersion

linear scale ...

key: synergism between shear diffusion

c.f. { H. Biglari, P.H. Diamond, P.W. Terry } Phys Fluids (B2), 7, 1990 (first noted by G.I. Taylor)

MIXING Shear Dispersion

ie. compare 
time $\Delta t \rightarrow$

radial diffusion

(a) pure diffusion

$$1/\tau \sim D/L^2$$

$$\langle dr^2 \rangle \sim \sqrt{Dt}$$

$$D_r \sim \frac{V^2 \tau_c}{L}$$

→ usual diffusion any radial scattering process (unspecified)

(b) diffusion




shear

$$V \sim \frac{V}{L}$$

shear hybrid

now $\frac{dr}{dt} = \frac{V}{r}$

→ random walk



$$r \theta = y$$

$$\frac{dy}{dt} = v_\theta(r) \rightarrow \text{shear streaming}$$

$$\frac{d}{dt} dy = \left(\frac{\partial v_\theta}{\partial r} \right) dr$$

$$dy = \int \left(\frac{\partial v_\theta}{\partial r} \right) dr dt$$

$$\langle dy^2 \rangle \sim \left(\frac{\partial v_\theta}{\partial r} \right)^2 \langle dr^2 \rangle t^2$$

$$\langle dr^2 \rangle \sim Dt$$

$$\Rightarrow \langle dy^2 \rangle \sim \left(\frac{\partial v_\theta}{\partial r} \right)^2 Dt^3$$

shear dispersion
hybrid decorrelation
 $\langle dy^2 \rangle \sim t^3$

scale of convection



$\langle \sigma y^2 \rangle \sim L_y^2 \Rightarrow$ arbitrary $^{1/3}$

$1/\tau_{mix} = \left(\left(\frac{\partial v_y}{\partial r} \right)^2 \frac{D}{L_y^2} \right)^{1/3}$

$\sim \left(\left(\frac{V_0}{L_y} \right)^2 \frac{D}{L_y^2} \right)^{1/3}$

$\sim \frac{V_0}{L_y} \left(\frac{D}{V_0 L_y} \right)^{1/3}$


$1/\tau_{mix} \sim \frac{1}{\tau_0} (Re)^{1/3}$

$Re \gg 1$
by construction
→ consistent ✓

so have:

→ mixing/homogenization on hybrid time scale → time to come to symmetric state

$1/\tau_{mix} = 1/\tau_0 \left(\tau_0/\tau_0 \right)^{1/3}$



$\frac{1}{\tau_0} \gg \frac{1}{\tau_{mix}} \gg \frac{1}{\tau_0}$ time to uniformize vs τ_0

⇒ PV homogenization most relevant to closed eddies with sheared rotation


Some Points

i.) Time scales

have $Re, Pe \gg 1 \Rightarrow \frac{\tau_0}{\tau_c} \gg 1$

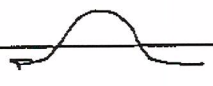
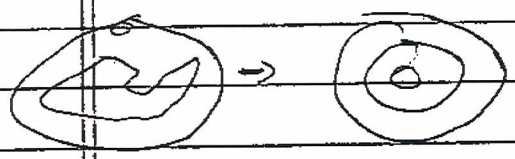
but $\tau_{mix} < \tau_0$ $\tau_{mix} \sim Re^{1/3} \tau_c \sim \frac{\tau_0}{Re^{2/3}}$

time to establish \rightarrow time to homogenize



azimuthally symmetric state

ie



but radially profiled

complete mixing, etc

ii.) Point of theorem is global impact of small dissipation.

iii.) Interesting to note that P-B theorem applies to both active, passive scalar.

ii) Observe: all that is really required for applicability of theory is:

- incompressible advection - 2D: $\nabla \rho \times \vec{z} \cdot \nabla$
- closed streamlines $\rightarrow \begin{cases} \text{fine} \\ \text{coarse} \end{cases}$
- diffusive dissipation $\rightarrow \begin{cases} \text{molecular} \\ \text{eddy} \end{cases}$

i.e. can apply to magnetic potential, as noted previously, i.e.

$$\frac{\partial A}{\partial t} + \underline{v} \cdot \nabla A = \eta \nabla^2 A$$

2D MHD $\frac{\underline{v}}{B} = \sigma \rho \times \vec{z}$
 $\underline{E} + \underline{v} \times \underline{B} = \eta \nabla^2 \underline{A}$

$$\frac{-\frac{1}{2} \frac{\partial^2 A}{\partial z^2} - \frac{\partial \rho}{\partial z} + (\sigma \rho \times \vec{z}) \times (\sigma \nabla A \times \vec{z})}{\eta} = \nabla^2 A$$


Why?

→ sun spots

→ famous problem of Flux Expulsion

(i.e. N. Weiss)

Act
Magnetic
at center



Phil. Proc. Roy. Soc., Series A 293 310 1966

$\nabla A \rightarrow 0$ with η

→ B expelled to boundary

(i.e. $B = \nabla A \times \vec{z}$)

Outline of Magneto Convection $\rho \times \vec{z}$

specified convective cell (has magneto convection as air)


→ $B \circ$ in cell

→ obvious that above argument can be recycled, so

$$\frac{\partial A}{\partial t} / \sigma \rho = 0 \text{ for all } \underline{e}_A \text{ in } C_0$$

treat kinematically → why?

c.e. top view → solar granulation

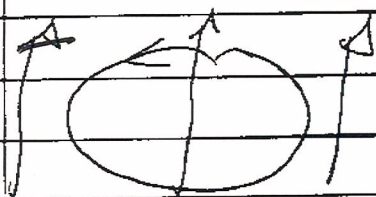


~ hexagonal pattern
~ field strength of

result of Vertices
~ expulsion

suggests → side view

→ toy problem of



flux expulsion

→ de

what happens?


→ cell linked by field

cell in uniform field


What happens



→



→



see Weiss, Proc. Roy Soc. A 293, 310-1966

also Moffatt, 3-7-3.10

→ here, requirement is $R_m = \frac{LV}{\eta} \gg 1$

and

$$1/\rho_{\text{hang}} \sim 1/\tau_{\text{mix}} \sim \frac{V_0}{L_0} (R_m)^{-1/3}$$

time scale for flux expansion


→ physically, can see relevant time scale by noting:

→ ~~wind up~~ must conserve $\text{Flux} \times \text{Volume/mass}$

→ wind up must conserve flux

→ irreversibility sets in when $R_m \sim 1$

⇒ dissipation of field matches drive by wind-up



internal cancellation ⇒ { Field expansion
Flux homogenization


so $B_0 L \sim l B$ ($B \uparrow$ upon flux conservation)

$\Rightarrow B \sim n B_0$

wind-up \equiv dissipate
in out

\rightarrow now expect freezing-in lost when compressed field / amplified

$(R_m)_{\text{eff}} \sim l \Rightarrow \frac{V B_0}{L} \sim n \frac{B}{l^2} \sim n \frac{n B_0}{L^2/n^2}$



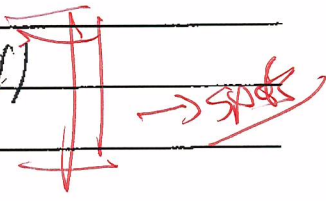
but: - diffusion in boundary layer \Leftrightarrow homogenization within

so - $n \sim R_m^{1/3} \Rightarrow$ # turns for homogenization

- $\tau_{\text{hom}} \sim \tau_c R_m^{1/3}$ \rightarrow time \checkmark


agree above

⇒ expect flux expelled from closed cell
→ field strongest at boundary



→ possibly explain why strongest cells in 2D

magneto convection often reach a state independent of B , while neighbors quenched.



Magnetoconvection - convection in B field

Now: ⇒ why care about this?
Why homogenization important
→ standard procedure

① identifies a trend; i.e. in spirit of Taylor Theory (E_{mag} minimized s/t

$\int A \cdot B d^3x$ conserved), homogenization

theory identifies a trend, d.e.

Relaxation principle

if P - conserved locally by 2D flow, $\nabla \cdot v = 0$
diffused
enclosed

⇒ homogenization

Stars B_0
→ ~~flux~~
Alfvén

② trend applies to ~~not passive~~ → verticality
~~passive~~ → A, C

In particular

③ trend severely constrains form of
verticality flux, flow evolution

i.e. zonal flows → 2D closed streamline
flows

→ Do zonal flows tend homogenize PV?]


→ if noise (i.e. emission), what scale
selected]

→ When does kinematic expulsion end? (MGH)

~ qualitatively, when magnetic tension grows to point of competition with vortex evolution.

Now, $b \ell = B_0 L_0$

$$\frac{\eta b}{\ell^2} = \frac{B_0 U_0}{L_0}$$



so $\eta \frac{b}{(B_0 L_0)^2} = \frac{B_0 U_0}{L_0}$

$$\Rightarrow \left\{ b \sim B_0 \left(\frac{U_0 L_0}{\eta} \right)^{1/3} \right. \quad \rightarrow \frac{b}{B_0} \sim \frac{L_0}{\ell} \sim R_m^{1/3}$$

For tension;

↗ stretched field

$$\underline{B} \cdot \underline{\nabla} \underline{B} = -\frac{|\underline{B}|^2}{r_c} \underline{\hat{A}} + \frac{d}{ds} \left(\frac{|\underline{B}|^2}{2} \right) \underline{\hat{t}}$$

$$|\underline{B} \cdot \underline{\nabla} \underline{B}| \approx \frac{b^2}{L_0} \quad \left\{ \begin{array}{l} r_c \sim L_0 \\ \frac{d}{ds} \sim L_0^{-1} \end{array} \right.$$

then:

$$\rho \frac{d\omega}{dt} = [\nabla \cdot (\mathbf{B} \cdot \nabla \mathbf{B})] \cdot \hat{\mathbf{z}}$$

↑
picks up short length scale

$$\rho u \cdot \nabla \omega \sim \frac{\rho b^2}{l_0}$$

$$\frac{u}{l_0} \omega \sim \frac{b^2}{\rho l_0 b}$$

inst

$$\frac{u}{l_0} \omega \sim \frac{u^2}{l_0^2} \sim \frac{b^2}{\rho l_0 b}$$

$$\sim \frac{B_0^2 l_0^2}{l^3 l_0 \rho_0}$$

for given l_0 , critical B_0 to prevent expulsion:

$$\frac{u^2}{l_0^2} \sim \frac{B_0^2 l_0^2}{l^3 \rho_0} \Rightarrow \left(\frac{u}{u_0} \right)^2 \sim \left(\frac{l_0^3}{l^3} \right)^{-1}$$

$$\frac{b}{B_0} \sim \left(\frac{u_0 l_0}{u} \right)^{1/3} \sim Rm^{1/3} \sim Rm^{-1}$$

$$R_m \left(\frac{V_{A0}}{U} \right)^2 \sim 1$$

is feedback criterion ↓

→ akin feedback criterion for magnetic flux transport in 2D

→ Can easily have $V_{A0} \ll U$ with $R_m \gg 1$, and still encounter feedback.

↳ weak field is sufficient.