

Problem 1

For a wire carrying current i , $B = \frac{\mu_0 i}{2\pi r}$ at distance r .

For a solid cylinder, use Ampere's law. If total current is i ,

$$\oint \vec{B} \cdot d\vec{l} = \mu_0 i_{\text{enclosed}} \Rightarrow B \cdot 2\pi r = \mu_0 i_{\text{enclosed}}$$

If the current density is j , $i_{\text{enclosed}} = j \cdot \pi r^2$. For total current i ,

$j = i / \pi b^2$, with $b = \text{radius}$. So $i_{\text{enclosed}} = i r^2 / b^2$. So,

$$B \cdot 2\pi r = \mu_0 i r^2 / b^2 \Rightarrow B = \frac{\mu_0 i}{2\pi} \frac{r}{b^2}$$

Here, the current of the cylinder is $\frac{5}{3} i$, so $B_{\text{cylinder}} = \frac{5}{3} \frac{\mu_0 i}{2\pi} \frac{r}{b^2}$

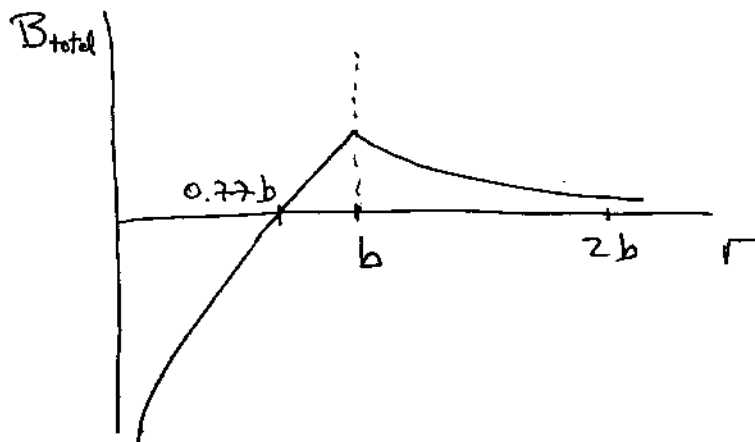
The magnetic fields of the wire and the cylinder point in opposite directions.

They cancel if $\frac{\mu_0 i}{2\pi r} = \frac{5}{3} \frac{\mu_0 i}{2\pi} \frac{r}{b^2} \Rightarrow r^2 = \frac{3}{5} b^2 \Rightarrow r = \sqrt{\frac{3}{5}} b = 0.77b$ (a)

(b) For $r > b$, $B_{\text{total}} = \left(\frac{5}{3} i - i\right) \frac{\mu_0}{2\pi r} = \frac{2}{3} \frac{\mu_0 i}{2\pi r} = \frac{\mu_0 i}{3\pi r}$

(c) For $r < b$, $B_{\text{total}} = \frac{\mu_0 i}{2\pi} \left(\frac{5}{3} \frac{r}{b^2} - \frac{1}{r}\right)$

So plot is

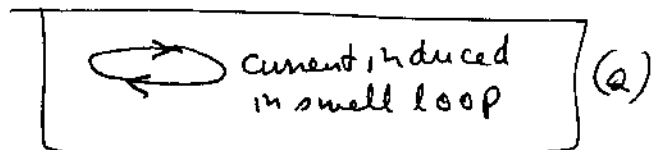


Problem 2

The B-field generated by $i(t)$ of the large loop at its center is

$$B(t) = \frac{\mu_0 i(t)}{2b} \quad \text{pointing } \uparrow. \quad \text{It creates a flux through the}$$

small loop, by Lenz's law the small loop generates a current that creates a magnetic field pointing \downarrow , i.e.



(b) The emf induced is

$$\mathcal{E} = -\frac{d\Phi}{dt}. \quad \text{The flux through the small loop is } \Phi(t) = \pi a^2 B(t), \text{ so}$$

$$\Phi(t) = \frac{\pi a^2}{2b} \mu_0 i(t) = \frac{\pi a^2}{2b} \mu_0 i_0 \frac{t^3}{6} = Ct^3 \text{ with } C \text{ a constant.}$$

So $\mathcal{E} = -3Ct^2$; if R is the resistance of the small loop,

$$i_{\text{induced}} = \frac{\mathcal{E}}{R} = -\frac{3Ct^2}{R}. \quad \text{So if at } t=1\text{s the induced}$$

$$\text{current is } 2\text{A, at } t=3\text{s it is } 2\text{A} \cdot \left(\frac{3\text{s}}{1\text{s}}\right)^2 = \boxed{18\text{A}} \quad (b)$$

(c) If $i(t)$ flows in the small loop, the emf induced in the

large loop is the same as in (b). This is because

$$\mathcal{E}_2 = -M_{21} \frac{di_1}{dt}, \quad \mathcal{E}_1 = -M_{12} \frac{di_2}{dt}, \quad \text{and } M_{12} = M_{21} \text{ always.}$$

In this case, the current in the loop of radius b is $i_b = \frac{\mathcal{E}}{R_b}$.

The resistance of the large loop $R_b = \frac{b}{a} R$, with R the resistance of

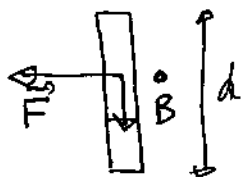
the small loop, because the ratio of their lengths is b/a .

$$\text{Hence, } \boxed{i_b = \frac{a}{b} \cdot (2\text{A}) = \frac{1}{100} \cdot 2\text{A} = 0.02\text{A}}$$

Problem 3

Current along the rod flows down, B is out of the paper, force is

$$\vec{F} = i \vec{d} \times \vec{B}$$



rod starts moving to the left due to force on wire carrying current in a B field.

(b) Immediately after closing the switch, current is

$$i_0 = i(t=0^+) = \frac{\mathcal{E}_0}{R}$$

(c) As the rod starts moving, a counter emf \mathcal{E} is induced.

$$\text{Current is } i = \frac{\mathcal{E}_0 - \mathcal{E}}{R} = \frac{5}{7} i_0 = \frac{5}{7} \frac{\mathcal{E}_0}{R} \Rightarrow \mathcal{E} = \mathcal{E}_0 - \frac{5}{7} \mathcal{E}_0$$

$$\Rightarrow \boxed{\mathcal{E} = \frac{2}{7} \mathcal{E}_0}$$

(d) The counter-emf \mathcal{E} results from Faraday's law

$$\mathcal{E} = -\frac{d\phi}{dt}; \quad \phi = B \cdot d \cdot x, \quad \frac{d\phi}{dt} = B \cdot d \cdot v \Rightarrow$$

$$\mathcal{E} = B \cdot d \cdot v = \frac{2}{7} \mathcal{E}_0 \Rightarrow \boxed{v = \frac{2 \mathcal{E}_0}{7 B d}}$$

(e) Power supplied by battery is $P_b = \mathcal{E}_0 i = \frac{5}{7} \mathcal{E}_0 i_0 = \frac{35}{49} \mathcal{E}_0 i_0$

Power dissipated in resistor is $P_R = i^2 R = \frac{25}{49} i_0^2 R = \frac{25}{49} \mathcal{E}_0 i_0$

$$\text{So } P_b > P_R, \quad \boxed{P_b - P_R = \frac{10}{49} \mathcal{E}_0 i_0 = \frac{10}{49} \frac{\mathcal{E}_0^2}{R}}$$

The difference is the power being used to accelerate the rod.