

# Physics 214 UCSD/225a UCSB

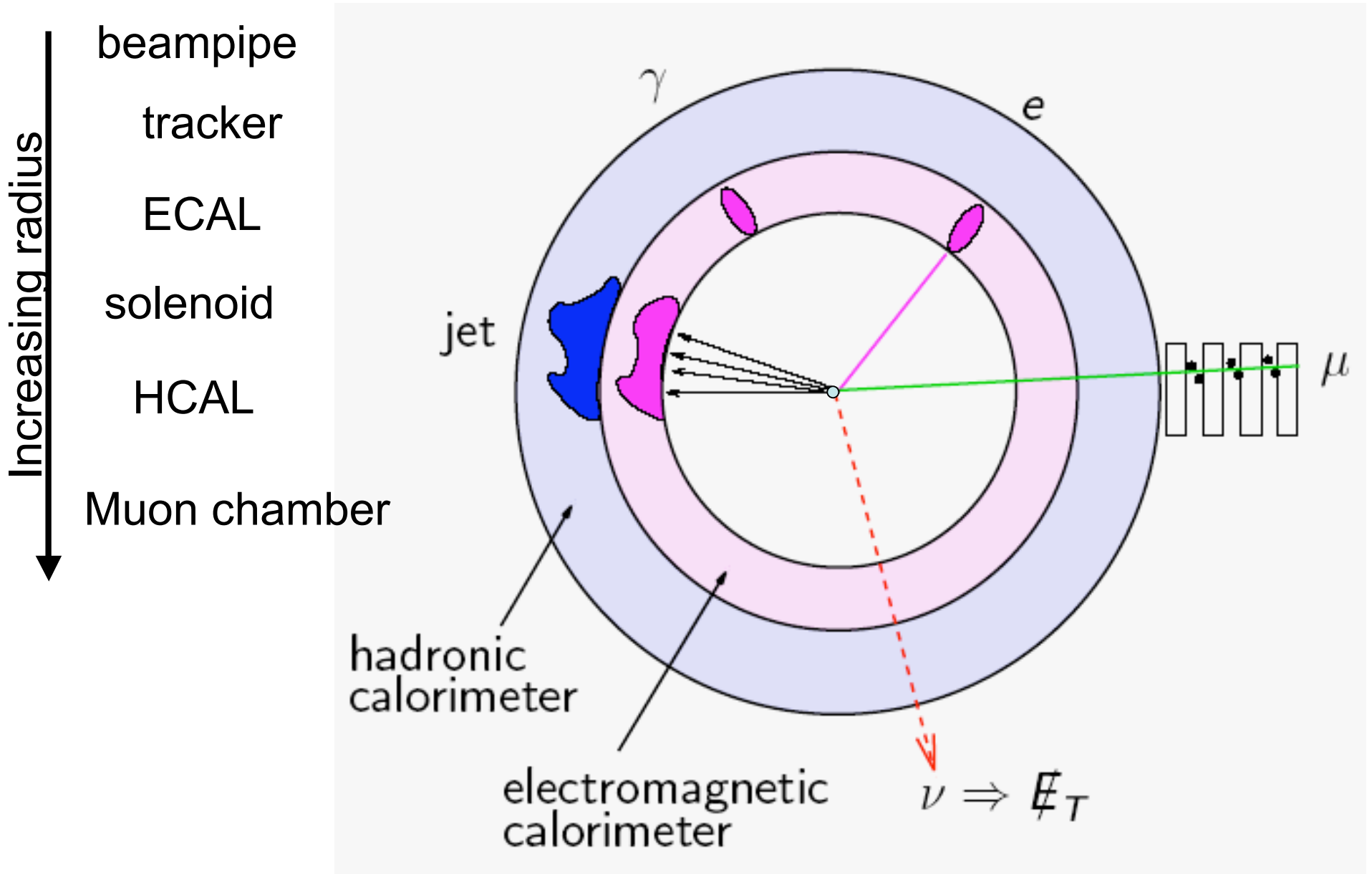
## Lecture 3

- Particles going through matter
  - PDG chapter 27
  - Kleinknecht chapters:
    - 1.2.1 for charged particles
    - 1.2.2 for photons
    - 1.2.3 bremsstrahlung for electrons
- Collider Detectors
  - PDG chapter 28
  - Kleinknecht chapters:
    - 7. Momentum measurement
    - 6. Energy measurement

# What do we need to detect?

- Momenta of all **stable** particles:
  - Charged: Pion, kaon, proton, electron, muon
  - Neutral: photon,  $K^0_s$ , neutron,  $K^0_L$ , neutrino
- Particle identification for all of the above.
- **“Unstable”** particles:
  - Pizero
  - b-quark, c-quark, tau
  - Gluon and light quarks
  - W,Z,Higgs
  - ... anything new we might discover ...

# All modern collider detectors look alike



# Order we proceed:

- First look at the physics underlying the detector concepts.
  - We will be very superficial!
  - Much more detail is available in Kleinknecht and PDG, and their references.
- Second look at the resulting detector concepts, and what limits their resolution.
  - Again, more info in Kleinknecht. We only provide useful equations but don't derive them.
  - Some more depth in this week's homework assignment.

# Detection of charged particles (other than electrons)

- EM interaction in materials
  - > ionization of atoms
  - > cherenkov radiation
  - > transition radiation

Follow discussion as in PDG

***We ignore cherenkov & transition radiation  
because CMS does not exploit either.***

Note: Atlas has a transition radiation detector.

# Energy loss due to Ionization

$$-\frac{dE}{dx} = Kz^2 \frac{Z}{A} \frac{1}{\beta^2} \left( \frac{1}{2} \ln \frac{2m_e c^2 \beta^2 \gamma^2}{I} - \beta^2 - \frac{\delta(\beta\gamma)}{2} \right)$$

$$K = 4\pi N_0 r_e^2 m_e c^2 = \text{constant of nature}$$

$Z, A =$  Atomic number and mass number of material

$ze =$  Charge of particle

$I =$  Effective ionization potential

$T_{\max} =$  Max kin.E to transfer on free electron

This is the **Bethe-Bloch** formula.

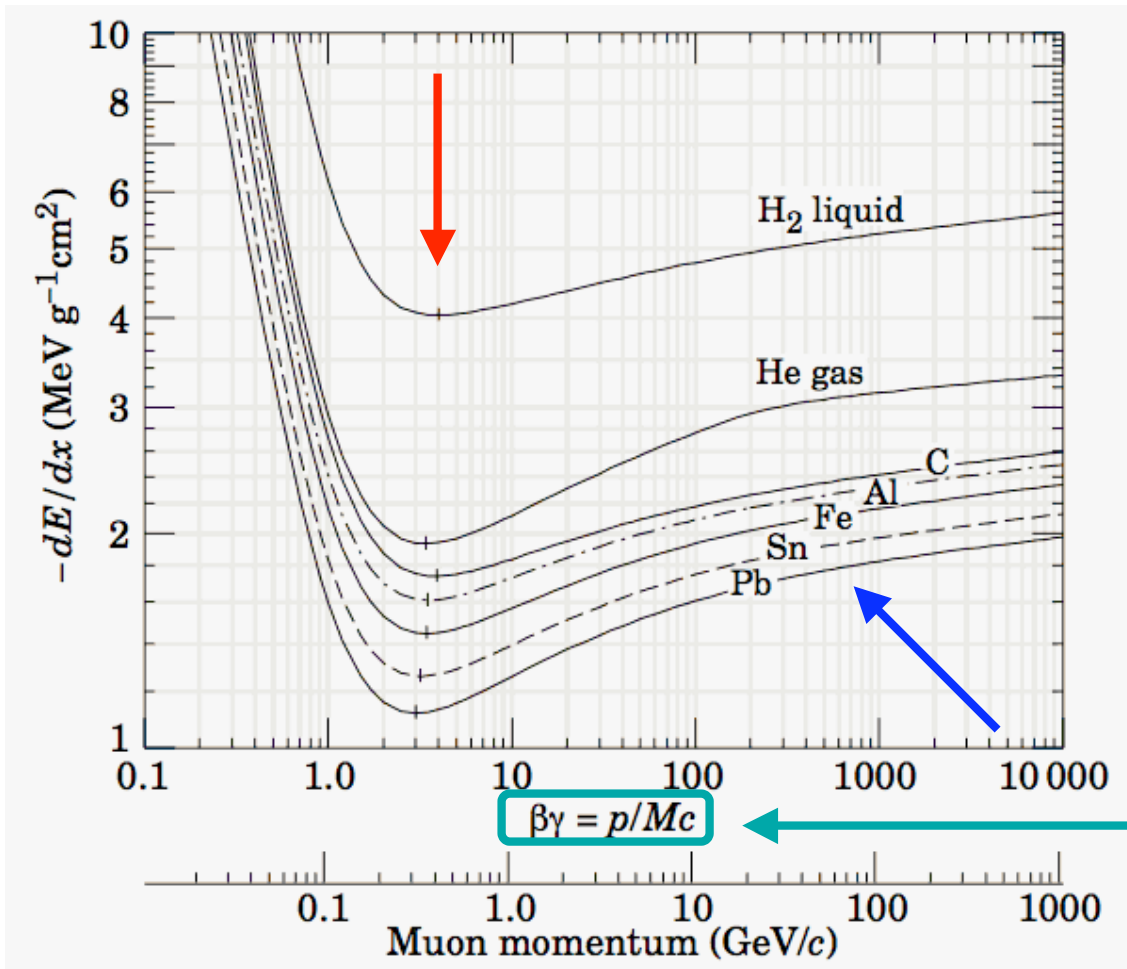
Describes average energy loss per length\*density.

Depends on material (Z,A), velocity, and charge of particle.

# Aside on dE/dx units

- Energy / (length\*density)  
 $\text{MeV} / (\text{cm} * (\text{gram} / \text{cm}^3)) = \text{MeV cm}^2 / \text{gram}$

# Bethe-Bloch



Location of Min ~ same  
for all materials

Relativistic rise:

-> small

-> material dependent

Universal curve.

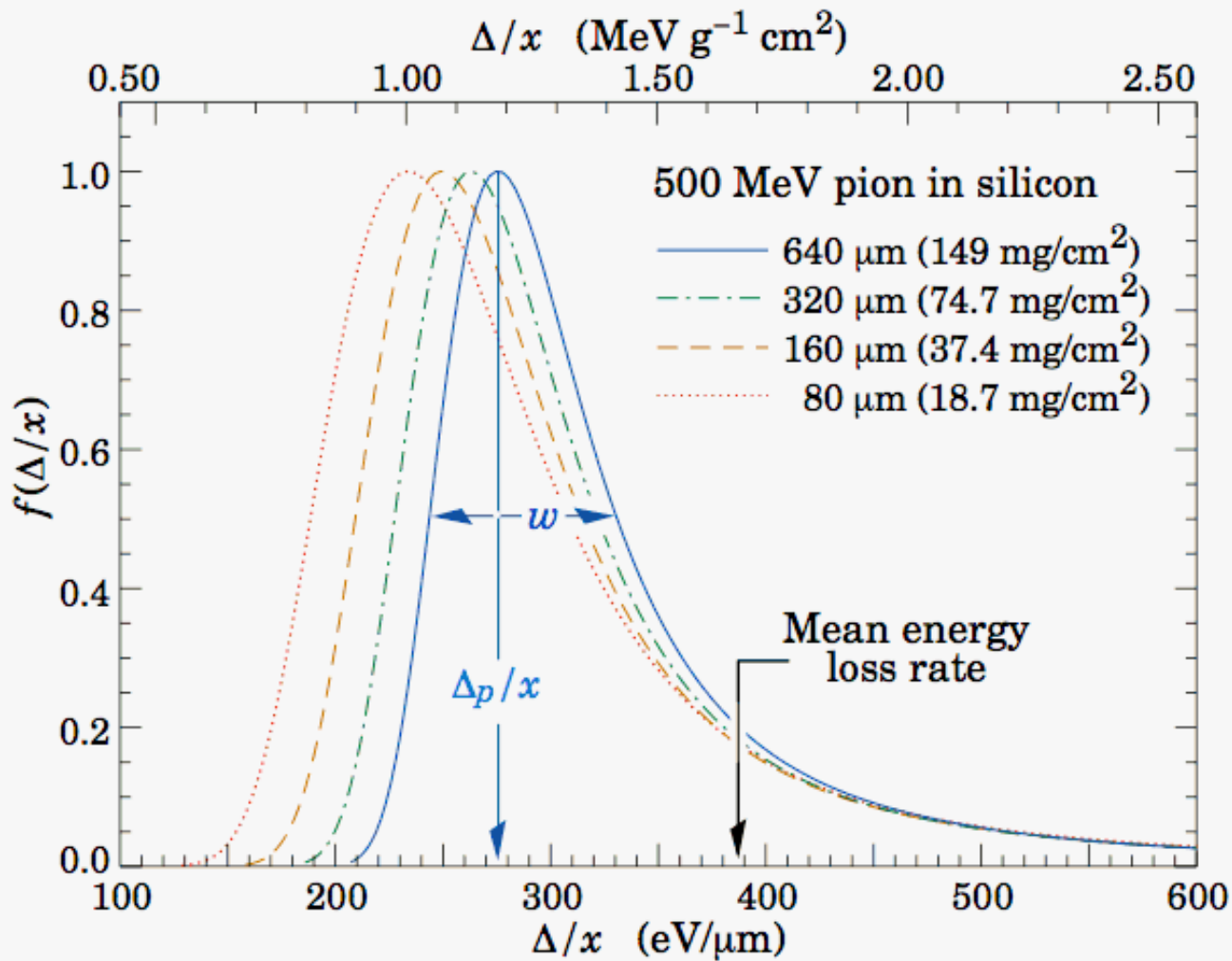
Same for all MIPs.

(e.g. mu, pion, kaon)

**Particles that loose energy primarily via  $dE/dx = \text{MIPs}$ .**

**Minimum ionizing particles.**





## Fluctuations in $dE/dx$

Most likely energy loss rate  $<$  mean energy loss rate

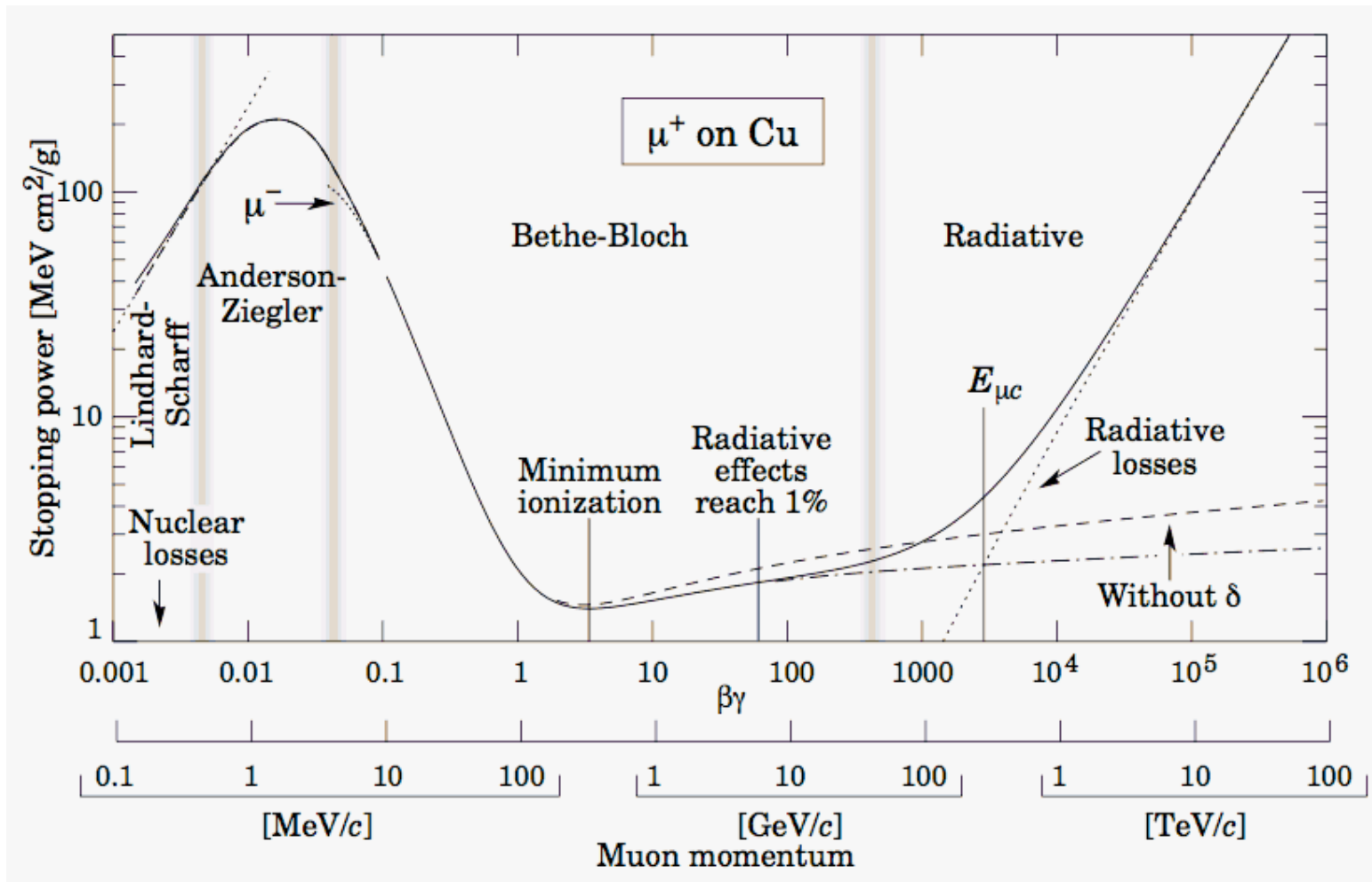
Long tail towards larger energy losses.

$\Rightarrow$   $\delta$ -Rays, i.e. “knock-out” electrons  
with  $E \gg$  Ionization potential

# Summary $dE/dx$

- **MIP** = Particles for which the **primary mechanism of energy loss is ionization** of the material they go through. (e.g. muon, pion, kaon over large momentum range and thin materials.)
- The mean energy loss for a MIP follows a **universal curve, that depends only on  $\beta\gamma$**  of the particle.
- The **minimum of this curve is independent of material.**
- The **energy loss distribution** follows roughly a Landau distribution, i.e. **mean  $\gg$  peak, and very long tails.**

# Limits of applicability for B-B

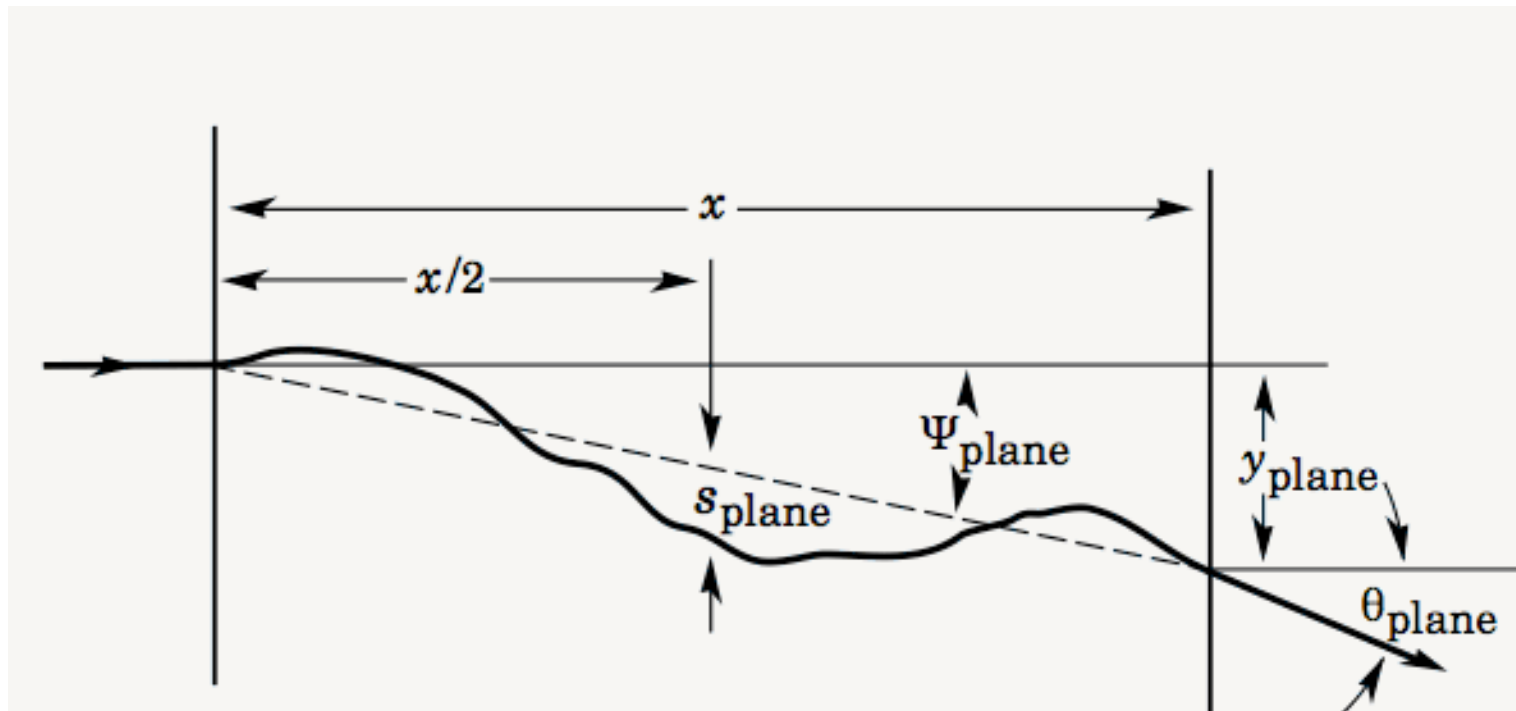


A 1TeV muon hitting copper is not a MIP !

# Ramification for CMS

- Muon reconstruction is the same for muons from  $W, Z, \text{top}, \text{SUSY}, \dots$
- ... but very different for  $Z' \rightarrow \mu^+ \mu^-$  or high mass di-muon resonance searches in general.
  - $Z'$  search at Tevatron rules out mass range below  $\sim 1\text{TeV} \Rightarrow$  CMS searches depend on muons above  $\sim 500\text{GeV}$ .

# Multiple scattering through small angles



$$\sigma_{\theta} \propto \frac{1}{p} \sqrt{\frac{x}{X_0}}$$

Happens to all charged particles.  
Mostly due to Coulomb Scattering.

**$X_0 = \text{Radiation length}$**

# Summary thus far

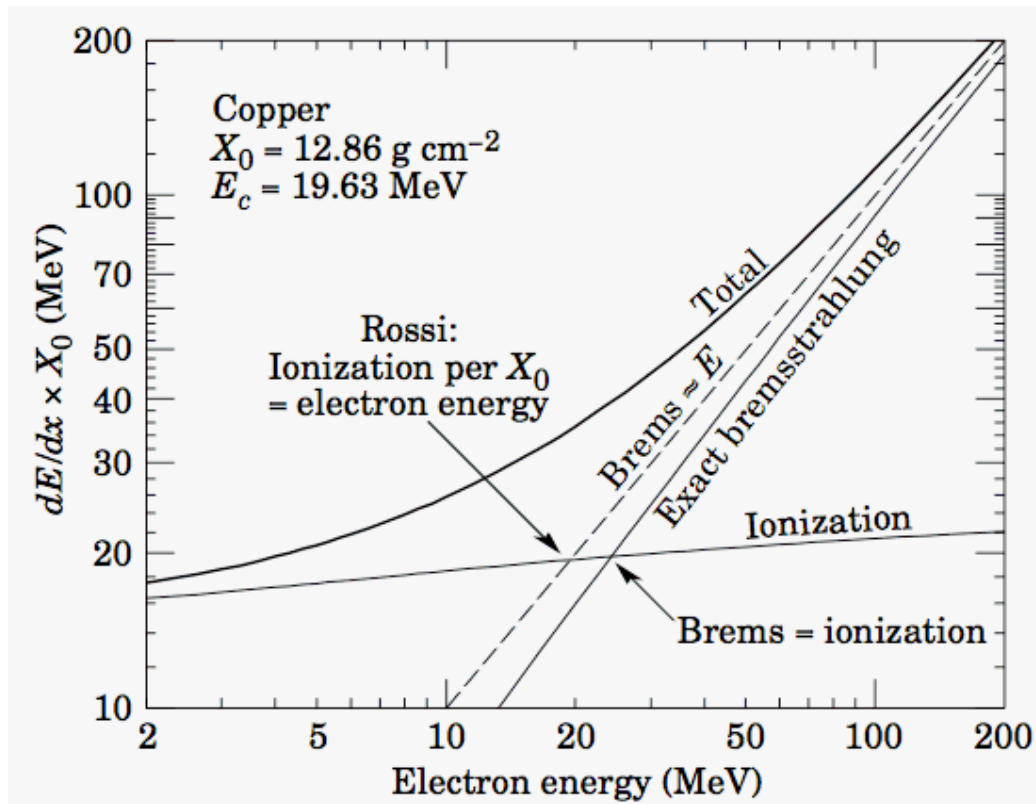
- MIPs lose energy due to ionization, and ....
- .... undergo multiple scattering.
- Next we look at electrons and photons interacting with matter. I.e. radiative interactions.
  - Physical process = Bremsstrahlung & pair production
  - Characteristic length = “radiation length”.
    - Different for different materials
    - Effects are same for all materials once expressed in units of radiation length.

# Radiation length

- $X_0 =$ 
  - > mean distance over which a high energy electron loses all but  $1/e$  of its energy.
  - >  $7/9$  of the mean free path for pair production by a high energy photon.
  - > appropriate length scale for describing high energy electromagnetic cascades.

$$X_0 \approx \frac{716.4 \text{ g cm}^{-2} A}{Z(Z+1) \ln(287 / \sqrt{Z})}$$

# Fractional Energy Loss for Electrons and $E_c$



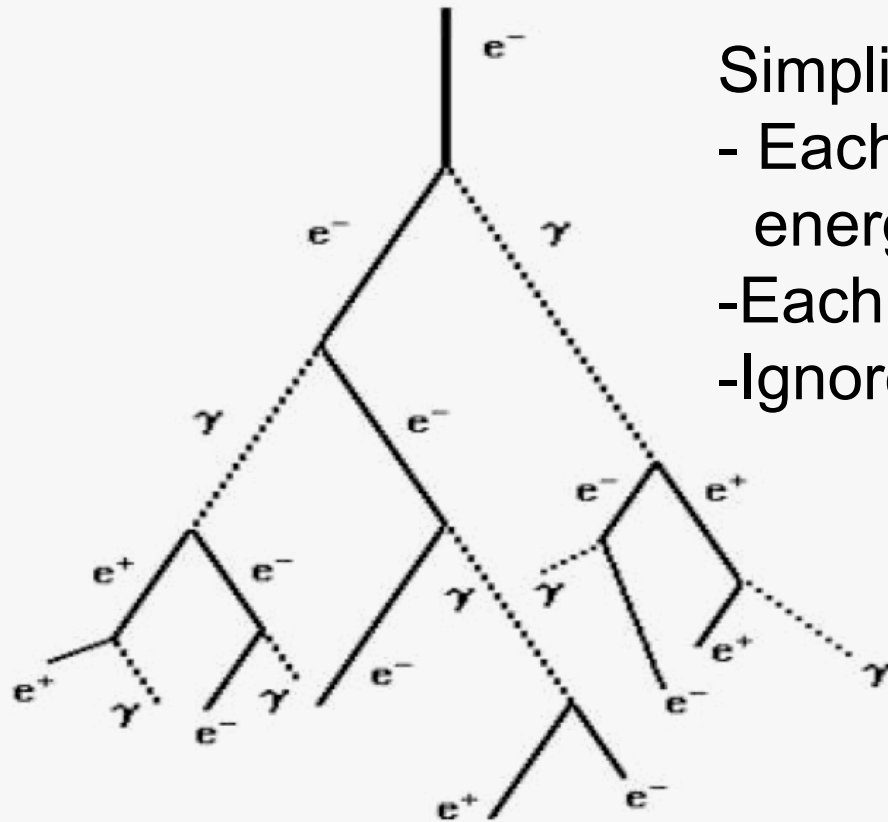
Y-axis:  
<Energy lost per  $X_0$ >

X-axis:  
Electron energy

$E_c$  = electron energy for which ionization matches bremsstrahlung.



# EM Showers



Simplified shower model:

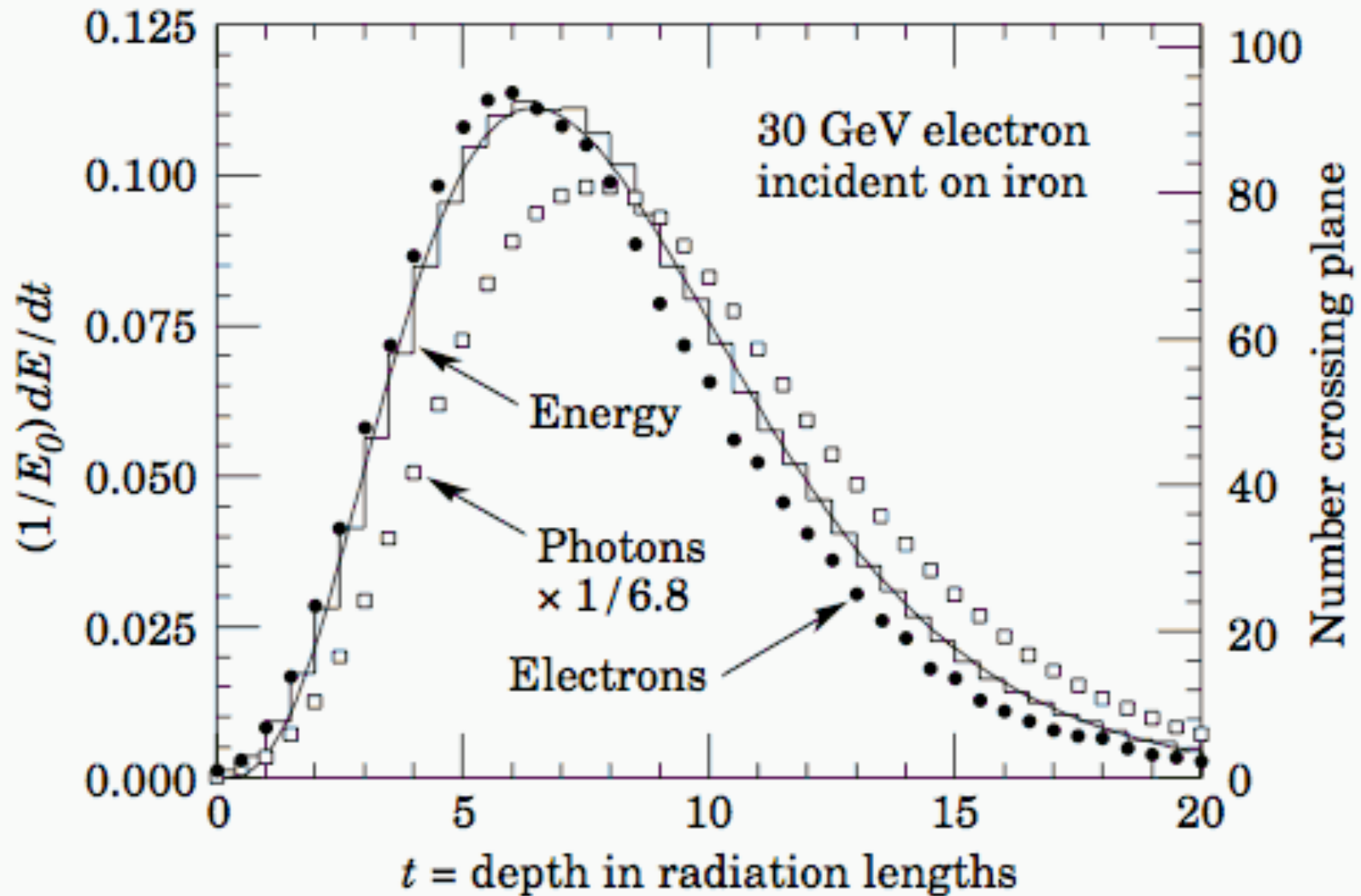
- Each electron loses 1/2 of its energy per  $X_0$  via single hard scatter.
- Each photon pair converts after  $X_0$
- Ignore e/photon with less than  $E_c$

⇒ Shower max at distance  $X_{\max}$   
with:

$$X_{\max}/X_0 \propto \ln(E_0/E_c)$$

$E_0$  = incident energy of e or  $\gamma$ .

# Longitudinal profile example



# Transverse profile

- Determined by Moliere radius,  $R_M$

$$R_M = 21 \text{ MeV} \bullet \frac{X_0}{E_c}$$

- 99% of energy is within  $3R_M$
- $E_c$  and  $X_0$  and thus  $R_M$  depend on material.
- Typically, transverse granularity of ECAL is chosen to match  $R_M$  .

# Hadronic Interactions

- Hadrons create showers via strong interactions just like electrons and photons create them via EM.
- Mean energy of pion with initial energy  $E_0$  after traversing material depth  $\lambda$ :

$$\langle E \rangle = E_0 e^{-X/\lambda}$$

- Mean energy of electron with initial energy  $E_0$  after traversing material depth  $X_0$ :

$$\langle E \rangle = E_0 e^{-X/X_0}$$

$X_0$  = radiation length

$\lambda$  = interaction length or hadronic absorption length

# $X_0$ and $\lambda$ for some materials

Material       $X_0$        $\lambda$

H <sub>2</sub>	63	52.4
Argon	18.9	119.7
Iron	13.8	131.9
BGO	8.0	164

Units of g/cm<sup>2</sup>

E.g., a pion takes ~10x the depth in Iron to lose its energy than an electron with the same energy.

E.g. within the depth of  $X_0$  in BGO, a pion loses only 5% of its energy, while an electron loses 63% of its energy, on average.

# Two comments in HCAL

1. Primary purpose of HCAL is to identify the jets from quarks and hadrons.
  - More than just single particle response!
2. 1/3 of the hadronic shower is in EM energy because of  $\pi^0$  decay to 2 photons.
  - Want a “compensating” HCAL.

# “Compensating” Calorimeter

- Due to isospin, roughly half as many neutral pions are produced in hadronic shower than charged pions.
- However, only charged pions “feed” the hadronic shower as  $\pi^0$  immediately decay to di-photons, thus creating an electromagnetic component of the shower.
- Resolution is best if the HCAL system has similar energy response to electrons as charged pions.

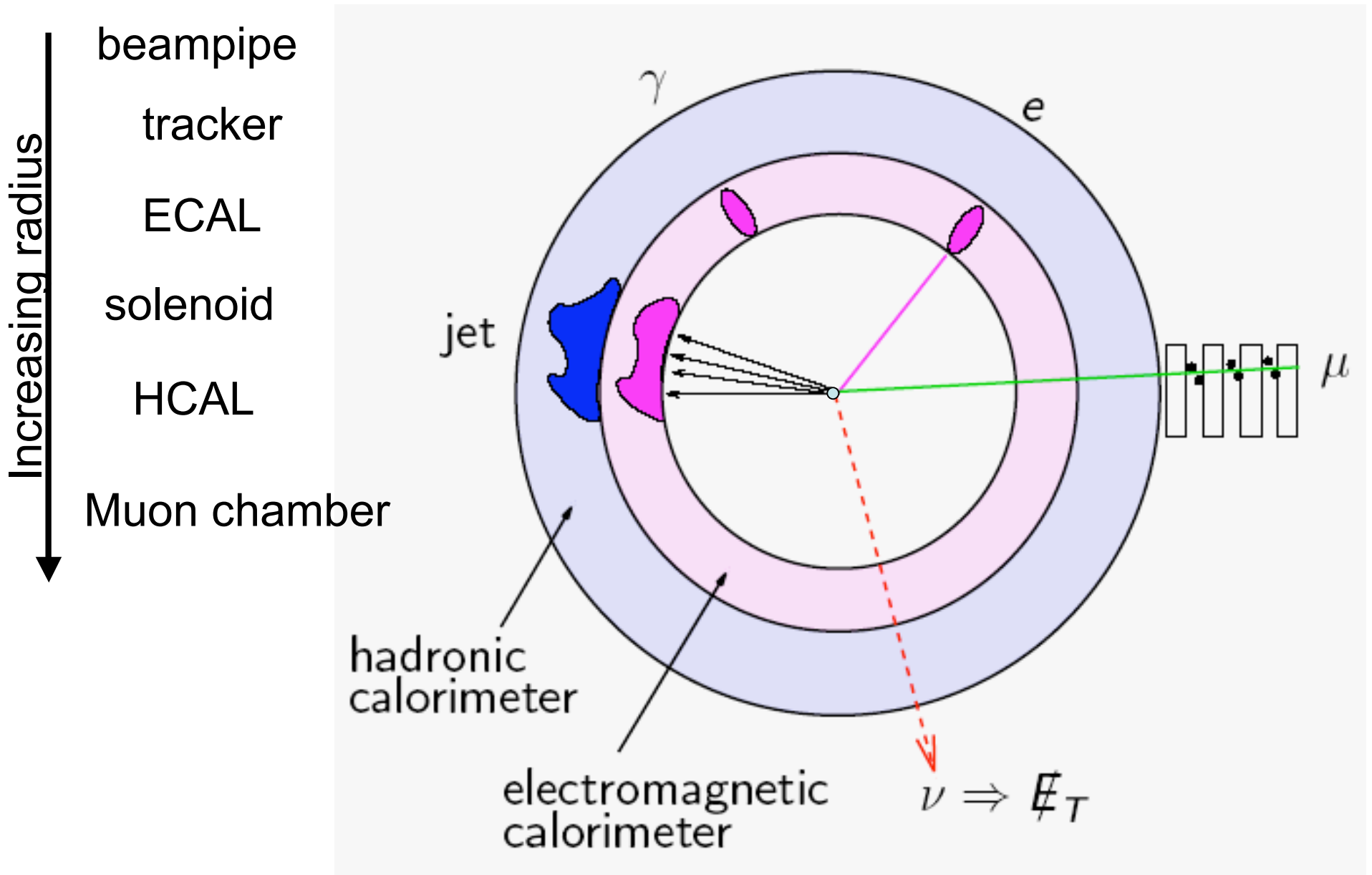
*One of the big differences between ATLAS and CMS is that ATLAS HCAL is compensating, while CMS has a much better ECAL but a much worse HCAL response to photons.*

# Back to the beginning ...

... and discuss detection systems  
instead of just particle interactions  
with matter.



# All modern collider detectors look alike



# Tracking

- Cylindrical geometry of central tracking detector.
  - Charged particles leave energy in segmented detectors.
    - ⇒ Determines position at N radial layers
- Solenoidal field forces charged particles onto helical trajectory
  - Curvature measurement determines charged particle momentum:

$$R = P_T / (0.3B)$$

for R in meters, B in Tesla,  $P_T$  in GeV.

E.g. In 4Tesla field, a particle of 0.6GeV will curl in a tracking volume with radius 1m.

# Limits to precision are given by:

1. Precision of each position measurement  
=> more precision is better
2. Number of measurements =>  $1/\sqrt{N}$   
=> more measurements is better
3. B field and lever arm =>  $1/BL^2$   
=> larger field and larger radius is better
4. Multiple scattering =>  $1/\sqrt{X_0}$   
=> less material is better

# Momentum Resolution

Two contributions with different dependence on  $p_T$

$$\frac{\sigma(p_T)}{p_T} = \frac{\sigma_{r\phi} p_T}{0.3BL^2} \sqrt{\frac{720}{N+4}} \quad \text{Device resolution}$$

$$\frac{\sigma(p_T)}{p_T} = \frac{0.05}{BL} \sqrt{\frac{1.43L}{X_0}} \quad \text{Multiple scattering}$$

Small momentum tracks are dominated by multiple scattering.

# ECAL

- Detects electrons and photons via energy deposited by electromagnetic showers.
  - Electrons and photons are completely contained in the ECAL.
  - ECAL needs to have sufficient radiation length  $X_0$  to contain particles of the relevant energy scale.
- Energy resolution  $\propto 1/\sqrt{E}$

Real detectors have also constant terms due to noise.

# HCAL

- Only stable hadrons and muons reach the HCAL.
- Hadrons create hadronic showers via strong interactions, except that the length scale is determined by the nuclear absorption length  $\lambda$ , instead of the electromagnetic radiation length  $X_0$  for obvious reason.
- Energy resolution  $\propto 1/\sqrt{E}$

Real detectors have also constant terms due to noise.

# Muon Detectors

- Muons are minimum ionizing particles, i.e. small energy release, in all detectors.
- Thus the only particles that range through the HCAL.
- Muon detectors generally are another set of tracking chambers, interspersed with steel or iron absorbers to stop any hadrons that might have “punched through” the HCAL.

# What do we need to detect?

- Momenta of all **stable** particles:
  - Charged: Pion, kaon, proton, electron, muon
  - Neutral: photon,  $K^0_s$ , neutron,  $K^0_L$ , **neutrino**
- Particle identification for all of the above.
- **“Unstable”** particles:
  - Pizero
  - ***b-quark, c-quark, tau***
  - Gluon and light quarks
  - ***W,Z,Higgs***
  - ... anything new we might discover ...

***Haven't told you how to detect the blue ones!  
Three more “detection” concepts missing.***



# Lifetime tags

# Transverse Energy Balance

Reconstruction via decay products.



